



IRMCA 2023 MIXER TRUCK DRIVER SKILLS COMPETITION




TRUCK INSPECTION

Each driver will be given 10 minutes to complete a truck inspection. There will be 1 judge per truck. Driver will be awarded 10 points for each defect found. Each truck used will include the same defects.

Examples of defects that will be planted on trucks MAY include:

- Loose or missing lug nut
- Broken chute lock
- Loose hose clamp
- No fire extinguisher in cab
- Broken tail light lens or light out





IRMCA 2023 MIXER TRUCK DRIVER SKILLS COMPETITION



CHALLENGE COURSE WALK-THROUGH

- Head judge guides 'tour' of entire course with drivers and judges
 - Gives all drivers a chance to ask any questions and to verify that they understand the challenges and rules. Drivers may not ask questions about the course once they have gone through this walk through.
-

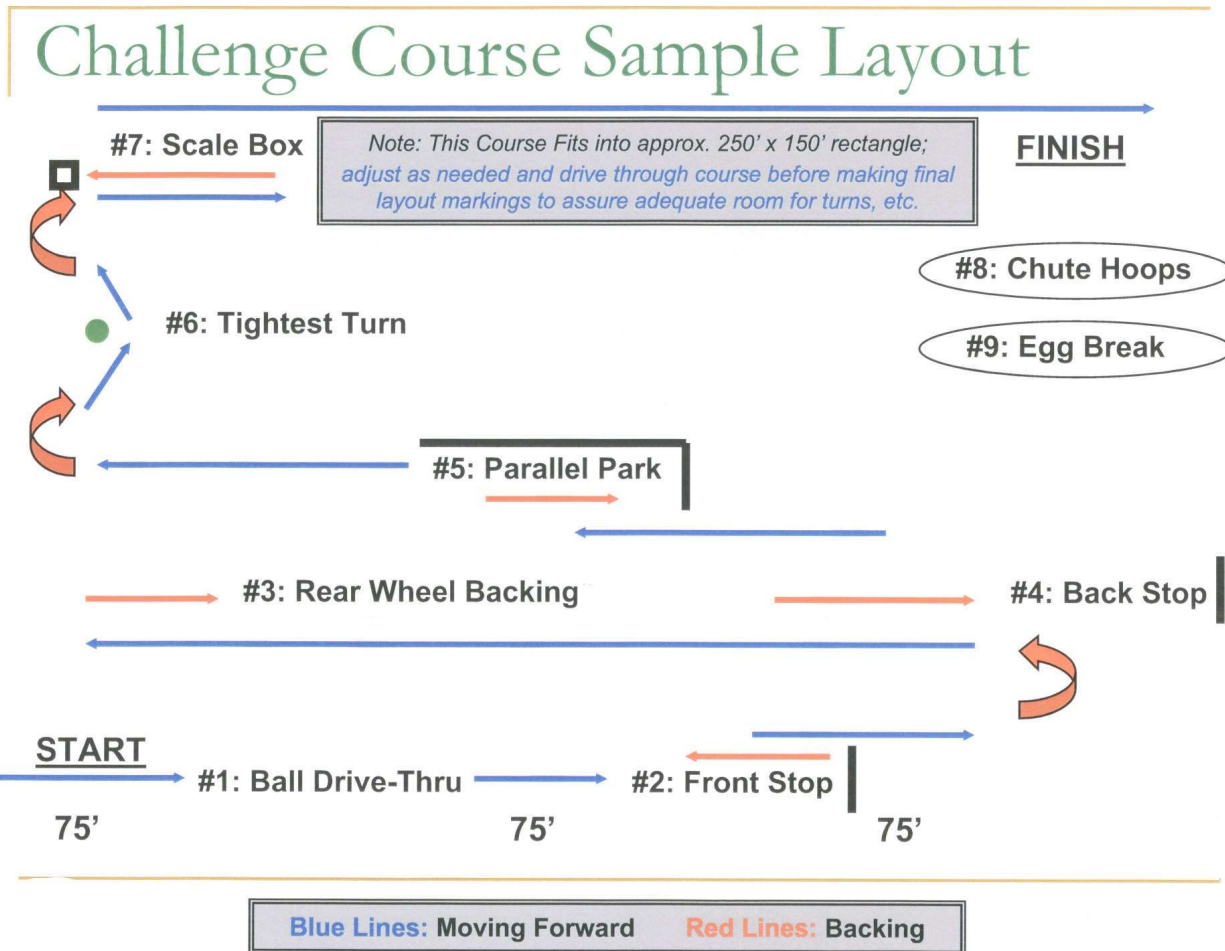




IRMCA 2023 MIXER TRUCK DRIVER SKILLS COMPETITION



CHALLENGE COURSE SAMPLE LAYOUT



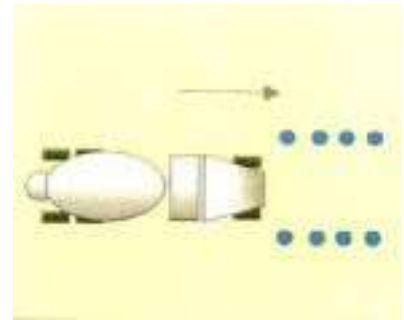


IRMCA 2023 MIXER TRUCK DRIVER SKILLS COMPETITION




#1 Tennis Ball Drive-Through

- Give long lead-in (75' +) to allow driver to get lined-up
- Two rows of 5 balls, 5' apart (20' long, total)
- Balls placed 4" wider than outer tire spread*



*(separate lines may be needed for different trucks)

- 5 points deducted for each ball knocked down (maximum 50 points)



Recommended Ball & Tee Design for Tennis Ball Challenges

- ▶ Make "tees" from 3" - tall sections of stiff 2" diameter hose
- ▶ Tether tennis balls to hose sections with string (approx. 6")
 - Affix string lines to pavement
 - Paint ball marker spots using hose as stencil



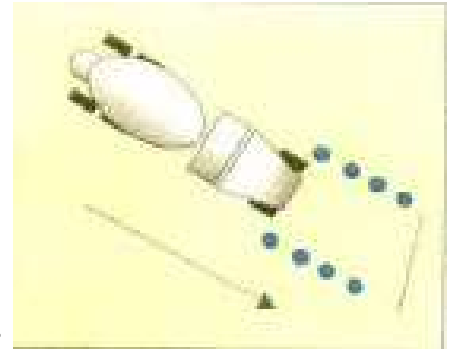


IRMCA 2023 MIXER TRUCK DRIVER SKILLS COMPETITION



#2 Forward Stop

- Pull slowly towards line
- Stop, SET BRAKE, Honk horn to signal judges
- Drop plumb bob, measure closest point to line
- OPTION: Have special mat made as guide, measuring aide (inset)
- 1 point deducted for every inch from line (maximum 50 pts. For < 1")



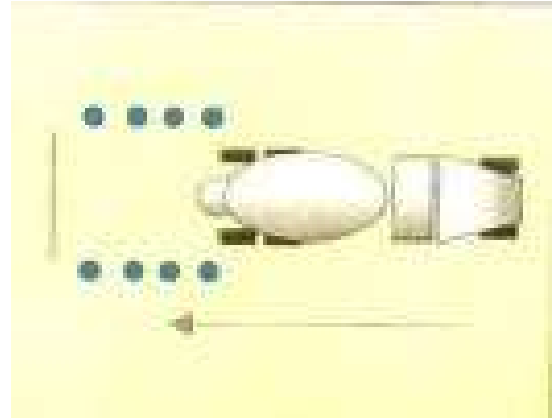


IRMCA 2023 MIXER TRUCK DRIVER SKILLS COMPETITION



#3 Alley Dock/Backing Stop

- Back to barricade slowly
- Parking stall lines help keep driver centered
- Stop, SET BRAKE, Honk horn to signal judges
- 1 point off for every inch from barricade
- Maximum 50 pts. for < 1"

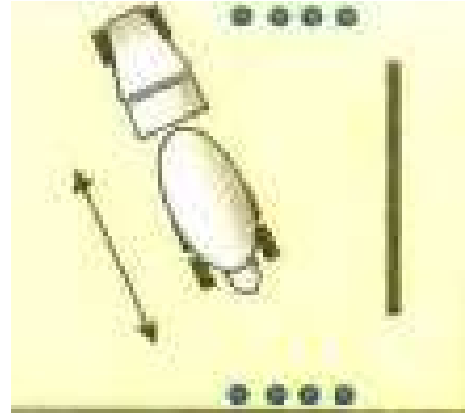




IRMCA 2023 MIXER TRUCK DRIVER SKILLS COMPETITION

#4 Parallel Park

- Use actual curb or painted line
- Parking spot should be truck length + 10'
- Parallel park as close to the curb without going outside boundaries
- Crossing the inside line/hitting curb or touching the front or rear boundaries or barricades = 0 points!
- Driver must only back into the area, and pull forward once, in an attempt to square off the vehicle
- STOP AND SOUND HORN to signal judges
- Measurement taken from curb line the mid-point of furthest tire
- One point deducted for each inch away from the curb line
- Maximum 50 pts. For < 1"



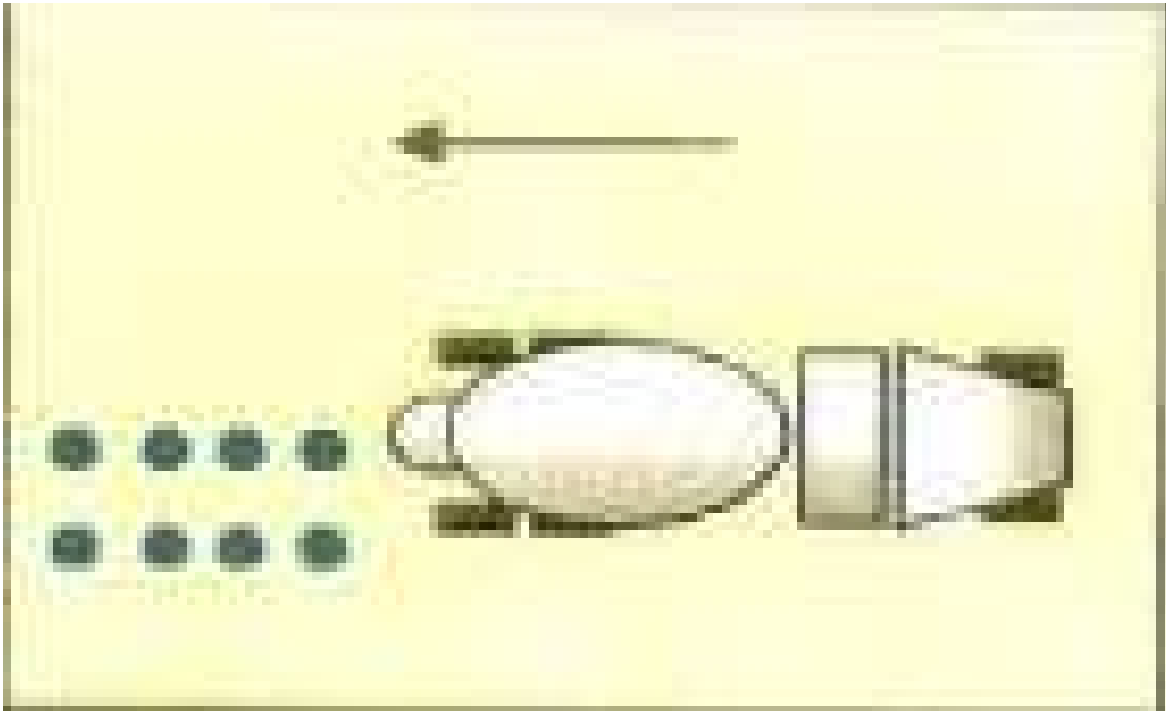


IRMCA 2023 MIXER TRUCK DRIVER SKILLS COMPETITION



#5 Rear Wheel Backing

- Backing passenger-side wheels through balls is more challenging
- Two rows of 5 balls, 5' apart (20' long, total)
- Balls spread 4" wider than tandem or (super-single) tire spread*
 - *(separate lines may be needed for different trucks)
- 5 pts. Deducted for each ball knocked down (maximum 50 pts.)



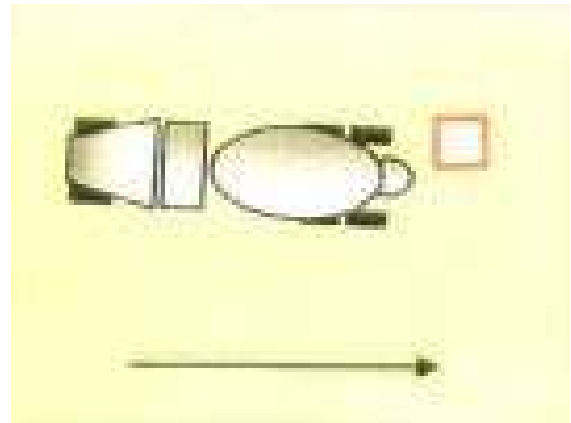


IRMCA 2023 MIXER TRUCK DRIVER SKILLS COMPETITION



#6 Scale Box Backing

- 2-dimensional taped/painted square, preferably in bright color
- Back passenger-side tandem (or single tire) slowly into 2' x 2' square
- Stop, SET BRAKE. Honk horn to signal judges
- Partially in square = 10 points
- Entirely in square = 25 points




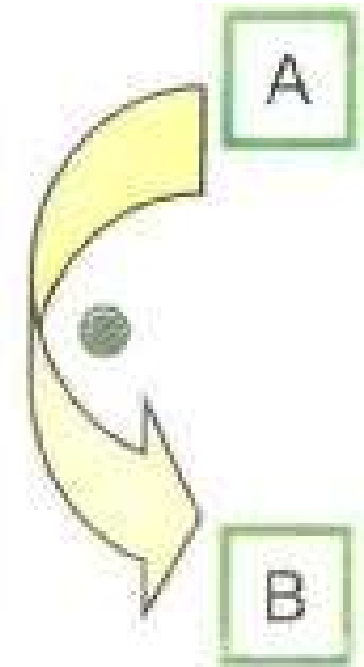


IRMCA 2023 MIXER TRUCK DRIVER SKILLS COMPETITION



#7 Tightest Turn

- Position barrel (we use a mailbox in Indiana) so driver must turn between two other challenges (see diagram)
- Mark pavement w/baby powder
- Driver passes close to barrel without stopping
- Measure distance from barrel to nearest inch





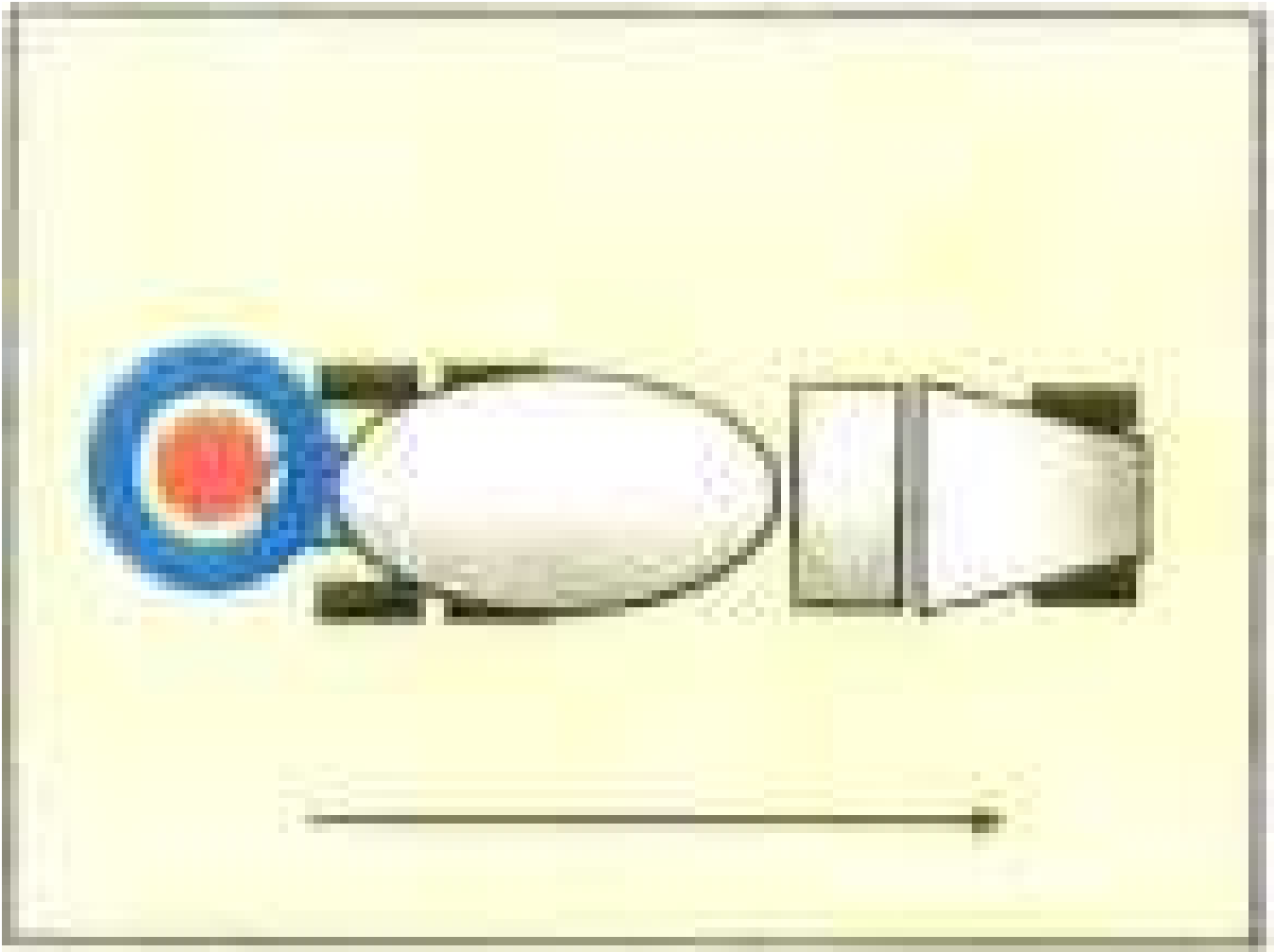
IRMCA 2023 MIXER TRUCK DRIVER SKILLS COMPETITION



#8 On-Target

- Make target-mat or paint target with 18' bullseye and 6" outer rings up to 42"
- Mark center line of front discharge mixer
- Use chute pivot-point on rear discharge mixer
- Driver drives over target, tries to stop rear of truck over bullseye
- Measure w/plumb bob
- Scoring Table: to the right

Diameter of Target Circle	Points
18"	50
24"	40
30"	30
36"	20
42"	10



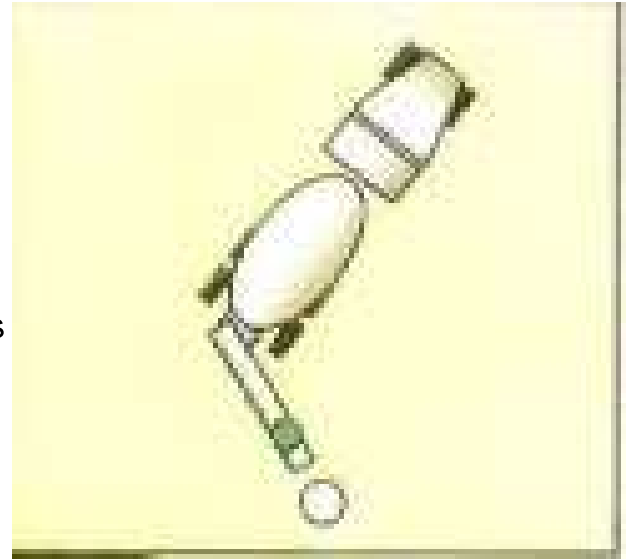


IRMCA 2023 MIXER TRUCK DRIVER SKILLS COMPETITION



#9 Chute Hoops

- Truck stays stationary
- Use barrel or basketball hoop (barrel is easier!)
- Use all extension chutes
- If possible, use truck where driver controls chute swing, e.g., front discharge mixer





IRMCA 2023 MIXER TRUCK DRIVER SKILLS COMPETITION



#10 Egg Break

- Truck stays stationary
- If possible, use truck where driver controls chute swing, e.g., front discharge mixer
- Driver tries to swing and drop chute “almost onto” the egg without breaking it
- Zero points if egg breaks





IRMCA 2023 MIXER TRUCK DRIVER SKILLS COMPETITION



SAMPLE SCORE SHEET



Contestant Name: _____

Written Test Score (total points possible 285) _____

Pre-Trip Inspection Score (total points possible 80) _____

Driving Test:

Station #1 _____

Station #2 _____

Station #3 _____

Station #4 _____

Station #5 _____

Station #6 _____

Station #7 _____

Station #8 _____

Chute Hoop _____ (not included in scoring)

Egg Break _____ (not included in scoring)

TOTAL SCORE: _____